


Instruction myPelletronic App 2.0

Step 1: Create user account

The myPelletronic app allows you to manage several systems simultaneously. To do this, you create your own user account with an email address and a password of your choice. In the next screen, select the account type „heater owner“ and finish the registration.



English ▾

ÖkoFEN
Europe's specialist for pellet heating!


Set up remote maintenance

This app allows to monitor and control your pellet heating. Remote maintenance can be set up in just a few steps.

E-mail address
redaktion@pelletsheizung.at

ACCEPT PRIVACY POLICY AND CONTINUE

Cookies are required to use remote maintenance. By continuing, you accept the use of cookies. You can find more information in our [privacy policy](#).



ÖkoFEN
Register user account


E-mail address
redaktion@pelletsheizung.at

[back and enter another email address](#)

Password
.....

Repeat password
.....

CONTINUE



ÖkoFEN
Set up a user account

Set the account type

I am a **heater owner** and would like to set up remote maintenance to monitor and control my heaters.

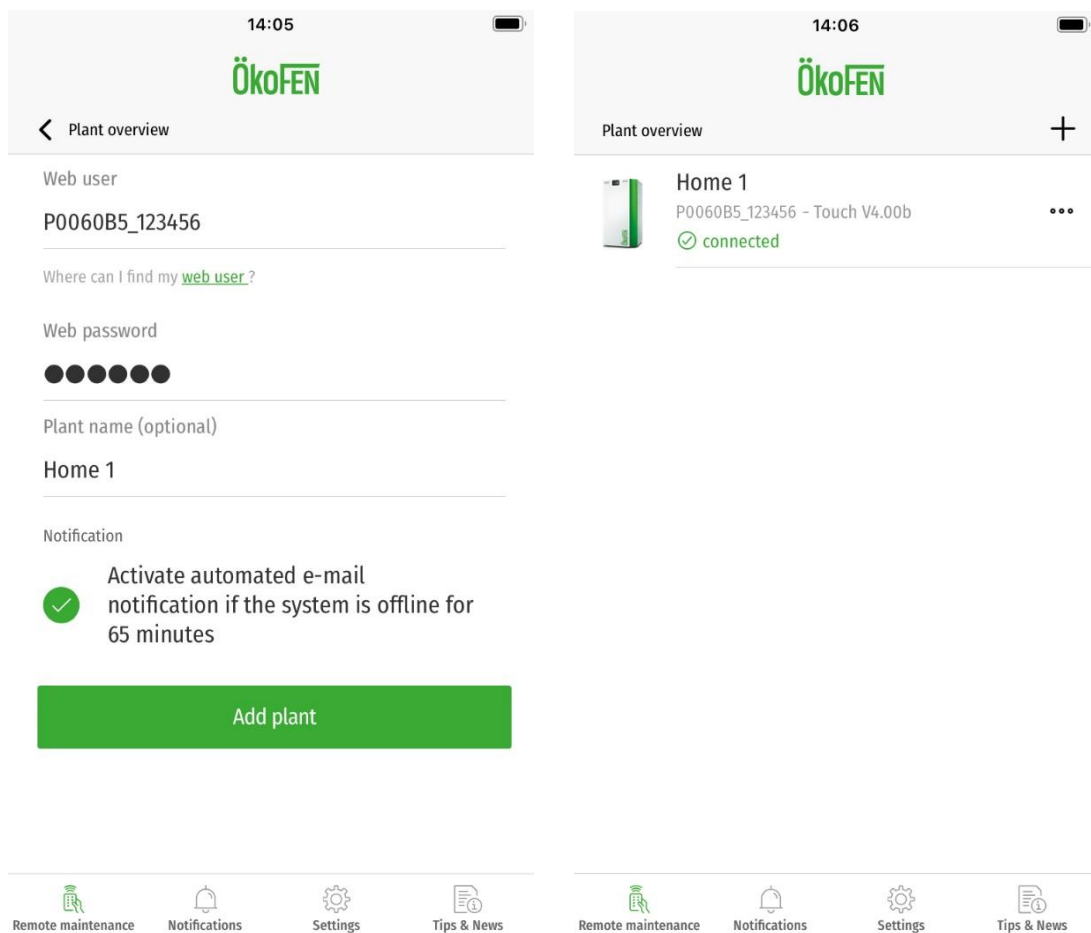
I am a **regional representative / installer** and want to manage my customers' heating systems.

CREATE ACCOUNT

Step 2: Add plant

To add a new system in the app, enter the "Web user" and "Web password" of the boiler. This data can be found on the touch display of your system under the menu item "IP Config" in the main menu -> general. (these are the previous login data of the old app version).

Alternatively, enter your personal system designation and activate the notification if you want to know if the system goes offline. (this is only recommended if the system has a stable online connection).



Immediately after adding, you will come to the plant overview, where the new installation is now visible. The large plus in the top right-hand corner allows you to add up to two more installations.

Clicking on the dots on the right in the line of the plant takes you to the command "Start remote maintenance". Clicking on the column with the plant takes you directly to the heating system.

